




















**Road Signs, Road Markings, Traffic Signals (including Car Instrument Warning Lights and Indicators)( Multiple Choice Questions Bank)**

**【English version】**

Question number	Answer	Question Illustrations	Question
001	1		(1) Right turn (2) Left turn (3) Winding road, right turn ahead
002	1		(1) Left turn (2) Right turn (3) Winding road, left turn ahead
003	1		(1) Winding road, right turn ahead (2) Left turn (3) Winding road, left turn ahead
004	1		(1) Winding road, left turn ahead (2) Right turn (3) Winding road, right turn ahead
005	3		(1) Two-way (2) Narrow road (3) Crossroads
006	1		(1) T intersection ahead (2) Two-way (3) Dead end
007	1		(1) Right lane narrows (2) Narrow road (3) Lane merges
008	1		(1) Road narrows (2) Narrow bridge (3) Crossroads
009	3		(1) Crossroads (2) Narrow bridge (3) On-ramp traffic merges into lane
010	2		(1) One way road (2) Two-way road (3) Narrow road




**Road Signs, Road Markings, Traffic Signals (including Car Instrument Warning Lights and Indicators)( Multiple Choice Questions Bank)**

**【English version】**

Question number	Answer	Question Illustrations	Question
011	2		(1) Road veers left (2) Circular intersection (3) Crossroads
012	1		(1) Bumpy road (2) Bump ahead (3) Dip ahead
013	2		(1) Crossroads (2) Narrow bridge (3) Road narrows
014	3		(1) Bumpy road (2) Steep hill (3) Bump ahead
015	1		(1) Steep downgrade (2) Steep hill (3) Wharf
016	3		(1) Steep drop-off on right (2) Falling rocks (3) Steep drop-off on left
017	1		(1) Railroad crossing without gate (2) Railroad crossing with gate (3) Vehicles prohibited
018	1		(1) Watch out for traffic signals (2) Danger ahead(3) Slow down
019	3		(1) Vehicles prohibited (2) Railroad crossing without gate (3) Railroad crossing with gate
020	2		(1) Bumpy road (2) Slippery road(3) Passing prohibited











**Road Signs, Road Markings, Traffic Signals (including Car Instrument Warning Lights and Indicators)( Multiple Choice Questions Bank)**

**【English version】**

Question number	Answer	Question Illustrations	Question
021	2		(1) Narrow road (2) Tunnel (3) Narrow bridge
022	2		(1) Cars prohibited (2) Watch out for trolley (3) Watch out for pedestrians
023	2		(1) Watch out for pedestrians (2) Watch out for children (3) Pedestrians prohibited
024	2		(1) Watch out for children (2) Watch out for pedestrians (3) Pedestrians prohibited
025	3		(1) Make full stop then proceed (2) Yield (3) Slow down
026	2		(1) Steep Downgrade (2) Wharf embankment (3) Slippery road ahead
027	3		(1) Poor road conditions (2) Watch for falling rocks on left (3) Watch for falling rocks on right
028	2		(1) Narrow bridge (2) Danger ahead (3) Slow down
029	1		(1) Keep right (2) One-way road(3) Right turn allowed
030	2		(1) Parking prohibited (2) Stop for inspection (3) Cars prohibited











**Road Signs, Road Markings, Traffic Signals (including Car Instrument Warning Lights and Indicators)( Multiple Choice Questions Bank)**

**【English version】**

Question number	Answer	Question Illustrations	Question
031	3		(1) Pedestrians prohibited (2) Make full stop then proceed (3) Vehicles prohibited
032	3		(1) Pedestrians prohibited (2) Vehicles prohibited (3) No motor vehicles with 4 or more wheels
033	2		(1) Vehicles prohibited (2) Trailer trucks prohibited (3) Large trucks and trailer trucks prohibited
034	1		(1) All motorcycles except large heavy duty motorcycles prohibited (2) Automobiles with four or more wheels prohibited (3) No motorcycles allowed
035	2		(1) Vehicles prohibited (2) Motor vehicles with four or more wheels and motorcycles prohibited (3) Pedestrians prohibited
036	2		(1) No U-turn (2) No left turn (3) Passing prohibited
037	1		(1) Passing prohibited (2) Single lane road (3) Vehicles prohibited
038	2		(1) No left turn (2) No U-turn (3) Single lane road
039	2		(1) Two-way road (2) Single lane road, pass with care (3) Road forks ahead
040	1		(1) Vehicle width limit (2) One-way road (3) Vehicle height limit











**Road Signs, Road Markings, Traffic Signals (including Car Instrument Warning Lights and Indicators)( Multiple Choice Questions Bank)**

**【English version】**

Question number	Answer	Question Illustrations	Question
041	1		(1) Vehicle gross weight limit (2) Vehicle loading weight limit (3) Empty vehicle weight
042	1		(1) Pedestrians prohibited (2) Watch out for pedestrians (3) Watch out for children
043	2		(1) Minimum speed limit (2) Maximum speed limit (3) Vehicle gross weight limit
044	1		(1) Large trucks and trailer trucks prohibited (2) Large trucks prohibited (3) Automobiles prohibited
045	3		(1) Road veers left ahead(2) Left turn on green light only (3) Go straight and then turn left
046	2		(1) Single track electric railroad crossing. (2) Multi-track two-way electric railroad crossing. (3) Single track railroad crossing.
047	1		(1) Vehicle length limit (2) Vehicle width limit (3) Large trucks prohibited
048	1		(1) Motor vehicles only (2) Cars prohibited (3) Vehicles prohibited
049	1		(1) Circular intersection, follow directions (2) Road forks ahead (3) One way
050	1		(1) Pedestrians only (2) Watch out for pedestrians (3) Watch out for children











**Road Signs, Road Markings, Traffic Signals (including Car Instrument Warning Lights and Indicators)( Multiple Choice Questions Bank)**

**【English version】**

Question number	Answer	Question Illustrations	Question
051	2		(1) Provincial road (2) County road (3) National road
052	2		(1) Follow traffic flow (2) First-aid station (3) Crossroads
053	2		(1) Crossroads (2) Dead end (3) Narrow road
054	1		(1) Provincial road (2) County road (3) National road
055	2		(1) Flashing yellow light (2) Traffic control signal (3) Flashing pedestrian crosswalk signal
056	2		(1) Flashing pedestrian crosswalk signal (2) Special flashing yellow light (3) Flashing red light
057	1		(1) Signal for pedestrians (2) Flashing yellow light (3) Pedestrian crosswalk signal
058	3		(1) Flashing yellow light (2) Flashing red light (3) Pedestrian crosswalk signal
059	2		(1) Right lane closed (2) Left lane closed (3) Detour
060	1		(1) Right lane closed (2) Left lane closed (3) Detour



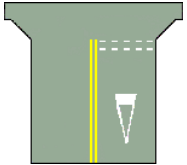
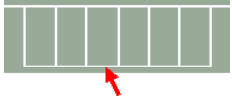
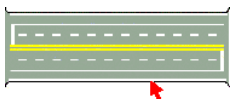
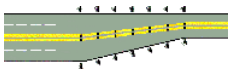
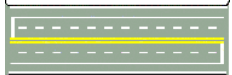
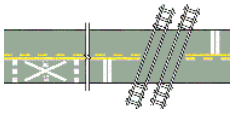

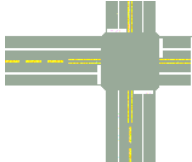
**Road Signs, Road Markings, Traffic Signals (including Car Instrument Warning Lights and Indicators)( Multiple Choice Questions Bank)**

**【English version】**

Question number	Answer	Question Illustrations	Question
061	3		(1) Road closed (2) Detour (3) Road construction ahead
062	3		(1) Left lane closed (2) Right lane closed (3) Detour
063	1		(1) Follow the detour signs (2) One-way road (3) Turn right ahead
064	2		(1) Road construction ahead (2) Road closed (3) Detour ahead
065	3		(1) First-aid station (2) Gas station (3) Auto repair
066	1		(1) Go straight and then turn right (2) Go straight and then turn left (3) Follow the signs to turn left
067	2		(1) Pedestrian overpass (2) Pedestrian underpass (3) Parking
068	3		Designated (1) Automobiles only (2) Buses only (3) Bicycles and scooters only, large heavy motorcycles are excluded.
069	3		(1) First-aid station (2) Auto repair (3) Gas station
070	1		(1) Restaurant (2) Gas station (3) Auto repair

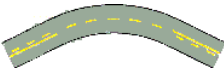

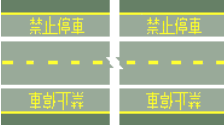



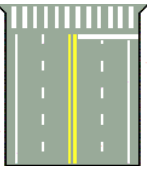

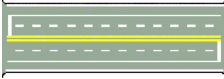

**Road Signs, Road Markings, Traffic Signals (including Car Instrument Warning Lights and Indicators)( Multiple Choice Questions Bank)**

**【English version】**

Question number	Answer	Question Illustrations	Question
071	2		(1) Left turn (2) Right turn (3) Left and right turns allowed
072	2		(1) Entry Prohibited sign (2) Vehicle break-down sign (3) Danger Ahead sign
073	1		The inverted triangle marking indicates: (1) Yield (2) Stop (3) Barrier in the middle of road
074	3		(1) Stop line (2) Barrier ahead (3) Parking line
075	1		The solid white line indicated by the arrow sign represents: (1) Road shoulder line (2) Lane line (3) Passing prohibited for both directions
076	3		(1) Barrier ahead (2) Railroad crossing ahead (3) Road width changes
077	2		The broken white line is a: (1) Pedestrian crosswalk line (2) Lane line (3) Road shoulder line
078	1		(1) Railroad crossing ahead (2) Barrier ahead (3) Road width changes
079	3		(1) No parking line (2) Direction-separation line (3) Direction line
080	2		The solid double yellow line indicates: (1) Passing prohibited in one direction (2) Passing prohibited in both directions (3) Lane marker line

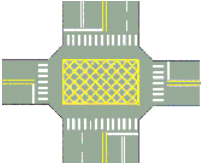
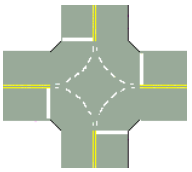
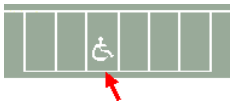







**Road Signs, Road Markings, Traffic Signals (including Car Instrument Warning Lights and Indicators)( Multiple Choice Questions Bank)**

**【English version】**

Question number	Answer	Question Illustrations	Question
081	1		The solid yellow line and broken yellow line indicate: (1) Passing prohibited in one direction(2) Passing prohibited in both directions(3) Lane marker line
082	3		The solid white double line indicates: (1) Crossing direction-separation line prohibited (2) Passing prohibited in both directions (3) Changing lanes prohibited
083	1		The solid yellow line indicates: (1) No parking (2) No stopping (3) Parking permitted
084	2		The solid red line indicates: (1) No parking (2) No temporary parking (3) Parking permitted
085	3		The broken yellow line is a: (1) Lane line (2) Restriction line indicating that passing in oncoming lanes is prohibited (3) Direction-separation line
086	1		The white diagonal lines are: (1) Zebra crossing lines (2) longitudinal crossing lines (3) Stop lines
087	3		The solid white horizontal line indicates: (1) Parking permitted (2) Passing prohibited (3) Stop here
088	2		The white diagonal lines are: (1) Zebra crossing lines (2) longitudinal crossing lines (3) Stop lines
089	1		The solid yellow double line is a: (1) Restriction line indicating that passing in oncoming lanes is prohibited (2) Lane change prohibited indicator (3) Lane marker line
090	2		(1) Barrier in the middle of road (2) Barrier ahead (3) Road width changes

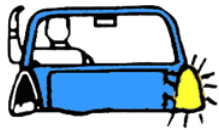





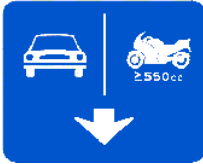



**Road Signs, Road Markings, Traffic Signals (including Car Instrument Warning Lights and Indicators)( Multiple Choice Questions Bank)**

**【English version】**

Question number	Answer	Question Illustrations	Question
091	2		The checkered area advises motorists that : (1) Stopping permitted (2) No stopping (3) Parking prohibited
092	1		The broken white lines represent: (1) The turn lane (2) Prohibited area (3) Channelizing lines.
093	1		(1) Disabled person parking only (2) Stop line (3) No parking
094	2		(1) All vehicles must stop (2) Vehicles in front and behind must stop, vehicles approaching from the left and right may proceed (3) Vehicles in front must stop
095	1		(1) Vehicles on the right must turn left (2) Vehicles on the right must pass quickly (3) Vehicles on the left must stop
096	1		(1) Vehicles on right must stop (2) Vehicles on the right must turn left (3) Vehicles on the right must pass through quickly
097	3		(1) Vehicles on the right must stop (2) Vehicles on the left may proceed (3) Vehicles on right must pass through quickly
098	2		(1) Vehicles on left must pass through quickly (2) Vehicles on the left must turn left (3) Vehicles on right must stop
099	3		(1) Vehicles in front must stop (2) Vehicles in front and behind must stop, vehicles approaching from the left and right may proceed (3) All vehicles must stop
100	1		(1) Vehicles in front must stop (2) Vehicles in front and behind must stop, vehicles approaching from the left and right can proceed (3) All vehicles must stop











**Road Signs, Road Markings, Traffic Signals (including Car Instrument Warning Lights and Indicators)( Multiple Choice Questions Bank)**

**【English version】**

Question number	Answer	Question Illustrations	Question
101	1		Raised left arm with the palm facing right indicates: (1) Right turn (2) Left turn (3) Rear vehicles are permitted to pass
102	2		Left arm extended out with the palm facing down indicates : (1) Right turn (2) Left turn (3) Slow down
103	1		Left arm bent downward with the palm facing the rear indicates: (1) Slowing down to stop temporarily (2) Rear vehicles are permitted to pass (3) Vehicle backing up
104	3		Left arm bended down 45 degrees with palm waving back and forth indicates: (1) Vehicle backing up (2) Slow down (3) Rear vehicle permitted to pass
105	1		(1) Turn on head lights (2) Watch out for traffic signals (3) Tap horn
106	1		(1) Vehicles with 4 wheels or more and motorcycles over 550 cc displacement only (2) For bicycles and motorcycles only (3) Vehicles with 4 wheels or more, motorcycles over 550 cc prohibited
107	2		Exclusive lane for (1) motor vehicles with four or more wheels only (2) motor vehicles with four or more wheels and motorcycles over 550 cc only (3) motorcycles over 550 cc only
108	1		(1) Motorcycles over 550 cc displacement prohibited (2) For motorcycles over 550 cc displacement only (3) Bicycles prohibited
109	3		(1) Vehicle length limit (2) Maximum speed limit (3) Safe driving distance required
110	3		This sign is for a: (1) County road (2) Provincial road (3) National road

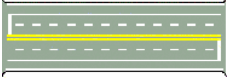


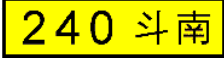






**Road Signs, Road Markings, Traffic Signals (including Car Instrument Warning Lights and Indicators)( Multiple Choice Questions Bank)**

**【English version】**

Question number	Answer	Question Illustrations	Question
111	1		Alerting motorists to watch out for (1) vehicles merge from right ahead (2) vehicles merge from left ahead (3) crossroads
112	2		Maximum speed on the exit ramp is (1) 60 km/h (2) 40 km/h (3) 80 km/h
113	2		This sign marks (1) An exit (2) A lane (3) A destination
114	3		This sign indicates: (1) One-way traffic (2) Direction of traffic flow (3) Detour ahead
115	2		This sign means (1) Warning (2) Vehicle breakdown (3) Road under construction
116	3		This sign shows (1) Miles to a destination (2) Direction and distance to a destination (3) Destination name
117	3		This is a (1) Freeway exit sign (2) Freeway service area sign (3) Direction to freeway sign
118	1		This sign means (1) Road under construction (2) Detour (3) Road closed
119	1		This sign indicates (1) Lane closed (2) Crossroads ahead (3) Traffic control
120	2		This sign is a (1) Milestone (2) Mileage marker (3) County road sign








**Road Signs, Road Markings, Traffic Signals (including Car Instrument Warning Lights and Indicators)( Multiple Choice Questions Bank)**

**【English version】**

Question number	Answer	Question Illustrations	Question
121	1		What is the solid white line between the line at road edge and the lane line? (1) Division line separating the fast vehicles and slow vehicles (2) Direction separation line (3) Passing prohibition line
122	1		(1) Watch out for bicycles (2) Watch out for pedestrians (3) Watch out for motorcycles
123	3		(1) Railroad crossing ahead (2) Maintain a safe driving distance on freeways and expressways (3) Distance to freeway/expressway exit
124	1		(1) Name of a freeway or expressway interchange (2) Distance to a specific destination (3) Distance to the freeway and expressway exit
125	3		(1) Agricultural road (2) Numbered routes for county roads (3) Numbered routes for country roads
126	2		(1) Numbered provincial roads for the expressways (2) Numbered Provincial roads for the freeways (3) Maximum speed limit
127	1		(1) Parking lot (2) Park (3) U-turn lane
128	1		(1) MRT station (2) Railroad station (3) High speed rail station
129	1		(1) Wharf (2) Ferry pier (3) Auto repair
130	2		(1) MRT station (2) Railroad station (3) High speed rail station

**Road Signs, Road Markings, Traffic Signals (including Car Instrument Warning Lights and Indicators)( Multiple Choice Questions Bank)**

**【English version】**

Question number	Answer	Question Illustrations	Question
131	3		(1) MRT station (2) Railroad station (3) High speed rail station
132	1		(1) Bus stations or transit stations (2) MRT stations (3) Taxi stands
133	1		(1) Bicycles only (2) Electric bicycles only (3) Motorcycles only
134	1		The marking painted on the intersection is a: (1) diagonal pedestrian crossing (2) Cross-hatched area (3) Bicycle crossing line
135	1		How should motorists do if they see the horizontal lines shown in the picture? (1) Slow down (2) Drive through quickly (3) Check their tires
136	1		The bike rider's hand gesture shows an upcoming (1) right turn (2) left turn (3) deceleration and pause
137	3		The bike rider's hand gesture shows an upcoming (1) right turn (2) left turn (3) deceleration and pause